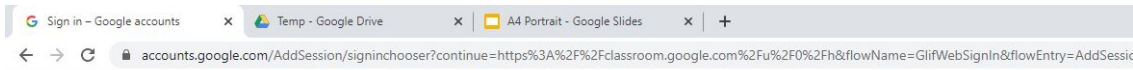

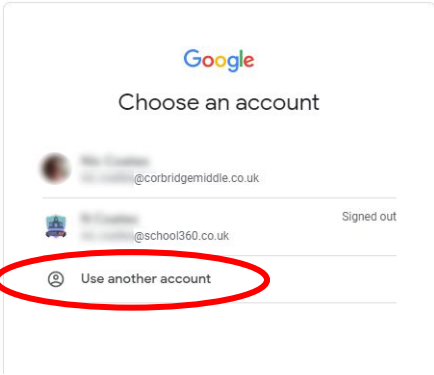


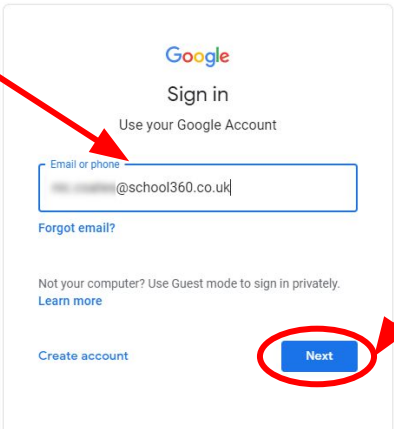
Choose the option to 'Sign in with a different account'.



Choose the option to 'Use another account'.



Enter an email address in the format [your School360 login]@school360.co.uk, so, if your School360 login is john.smith, you would enter john.smith@school360.co.uk



Once you've entered your email address click 'Next'.

The screenshot shows the School360 login page. At the top, there's a browser tab labeled 'School360 Login' and a URL. The page header features the 'SCHOOL360' logo. Below the logo, it says 'WELCOME TO SCHOOL360'. There are two input fields for username and password, followed by a green 'Login' button which is circled in red. Below the 'Login' button is an 'eyfs log in' button. At the bottom of the page, there's a link that says 'Interested in School360? - Find Out More Here'. Two red callout boxes with arrows point to the 'Login' button and the input fields.

You will be redirected back to the School360 login page where you should enter your School360 username and password again.

Once you've entered your School360 username and password click 'Login'.

The screenshot shows the Google Classroom homepage. At the top, there's a browser tab labeled 'Courses' and a URL. The page header features the 'Google Classroom' logo. On the right side, there's a '+ Create or join your first class.' button. In the center, there's a large circular graphic with a person icon and a pencil. Below the graphic, it says 'Can't see any of your existing classes?' and 'TRY ANOTHER ACCOUNT'. A red callout box with an arrow points to the 'Create or join your first class.' button.

You will be redirected to Google classroom homepage